

## Data Sheet

CoeLux® LS MATTE can be installed as a single unit, as a modular system, or aligned in order to design hallways of light able to deliver depth or visual patterns.

The sun reflected on the matte white frame creates a 45-degree beam of light which delivers extreme visual comfort to the viewer in the room, allowing them to fully experience it. CoeLux® LS MATTE is ideal for restaurants, shops and public spaces.

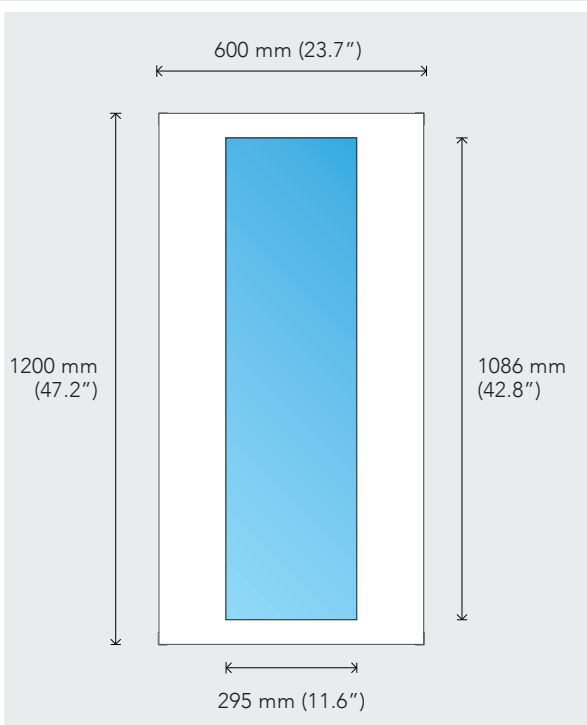
CoeLux® LS is DALI compatible allowing easy integration into a control system.

Warranty period: 2 years.

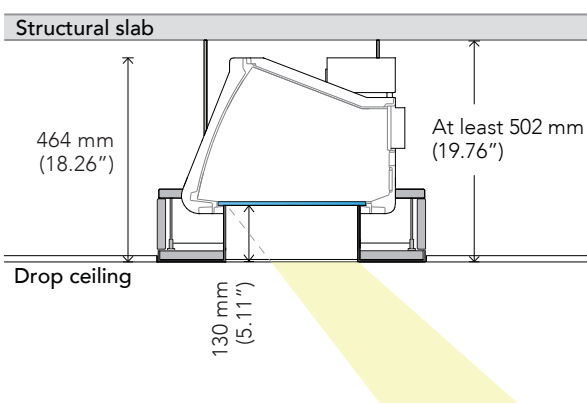


## Technical drawings:

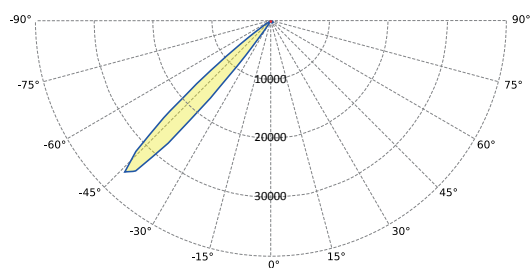
BOTTOM VIEW



SIDE VIEW



## Photometric curves:



Profile units are  
— C0 - 180  
— C90 - C270  
\*cd

Data Sheet

Technical informations:

DEVICE DIMENSIONS	1200 x 600 x 465 mm	47.2 x 23.6 x18.3"
SKY-LIGHT SIZE	1086 x 295 mm	42.7 x 11.6"
WEIGHT	30 kg	66 lb

Environmental informations:

Equipment intended for internal use	
MIN. / MAX. OPERATING TEMPERATURE	-10°C /40°C
MAX. OPERATING RELATIVE HUMIDITY	95% (non-condensing)

Performance informations:

TYPE OF SOURCE	LED dimmable
POWER INPUT	100-240 V~ 50/60 Hz
MAX POWER CONSUMPTION	100 W
TYPICAL POWER CONSUMPTION	90 W
TOTAL LIGHT OUTPUT	3300 lm
LUMEN MAINTENANCE	LM70 >50000 h

CERTIFIED

